

Let's Learn
MATHS
Pre-Primer





CONTENTS



Chapters	PAGE NO.	Chapters	PAGE NO.
1. Big and Small	3	21. Number : Nine	23
2. Long and Short	4	22. Number : Ten	25
3. Tall and Short	5	23. Forward & Backward Counting	26
4. Heavy and Light	6	24. Before And After	29
5. Thick and Thin	7	25. Numbers: 11 to 20	30
6. Near and Far	8	26. Numbers: 21 to 40	32
7. Inside and Outside	9	27. Numbers: 41 to 50	33
8. More and Less	10	28. Numbers: 51 to 70	34
9. Equal	11	29. Numbers: 71 to 90	35
10. More Than & Less Than	12	30. Numbers: 91 to 100	36
11. Shapes	13	31. Numbers: 1 to 100	37
12. Number : Zero	14	32. Numbers: 100 to 1	38
13. Number : One	15	33. Addition	39
14. Number : Two	16	34. Addition of Zero (0)	45
15. Number : Three	17	35. Subtraction	50
16. Number : Four	18	36. Subtraction of Zero	57
17. Number : Five	19	37. Clock	62
18. Number : Six	20	38. Multiplication	63
19. Number : Seven	21	39. Money	69
20. Number : Eight	22	40. Table	71


BIG AND SMALL



Which is a bigger one ? Put a (✓) tick :




Colour the big **Dark brown** and the small in **Light Brown** :





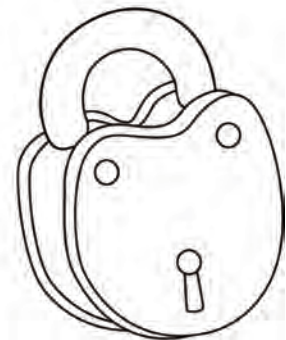
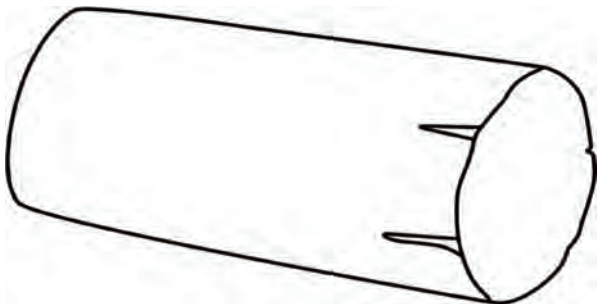
LONG AND SHORT



Write **L** for long one and **S** for short one :



Colour the long object **green** and short object gray :





TALL AND SHORT



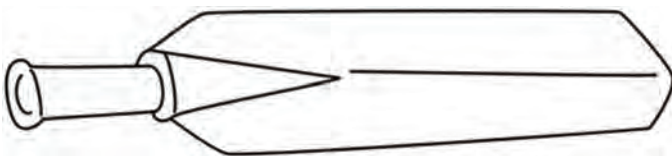
I am **TALLER**

I am **SHORTER**

Look at the objects and write **T** for tall and **S** for short :



Colour the longer bat **red** and shorter bat **blue** :






HEAVY AND LIGHT





I am **HEAVIER**

I am **LIGHTER**

Write **H** for heavier and **L** for lighter object :



Colour the heavier object **yellow** and lighter object **red** :





THICK AND THIN



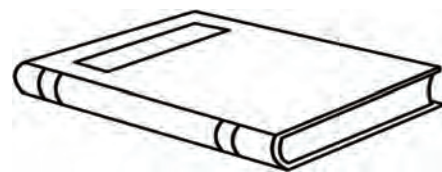
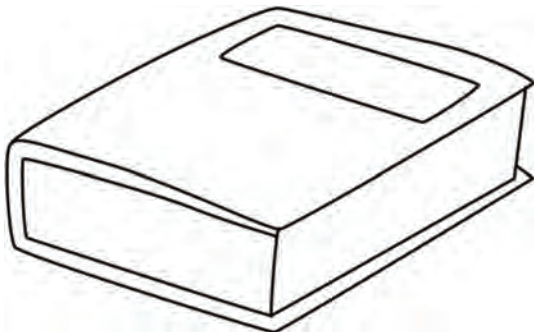
I am **THICKER**

I am **THINNER**

Tick (✓) the thick object and cross (✗) the thin one :



Colour the thick object **red** and thin object **blue** :






NEAR AND FAR



Write **N** for near and **F** for far animal :



Colour the near fish **green** and far fish **red** :





INSIDE AND OUTSIDE



Clothes are **INSIDE**.

Clothes are **OUTSIDE**.

Tick (✓) the orange which is in the plate :



Cross (✗) the person which is outside the van:







MORE AND LESS





MORE Fishes

LESS Fishes

Write **M** for more objects and **L** for less objects :

	
<input type="text"/>	<input type="text"/>

	
<input type="text"/>	<input type="text"/>



EQUAL



There are equal number of tomatoes and oranges. Count them.

Match the objects which is same in number :








MORE THAN & LESS THAN



**6 birds are more than
than
4 ladybugs.**



**4 ladybugs are less
6 birds.**



Which is more ? Cross (x) the object :



 <p>Circle</p>			
 <p>Square</p>			
 <p>Rectangle</p>			
 <p>Triangle</p>			



NUMBER : ZERO

Look at the pictures below :




*Zero is a number before one.
Zero means nothing.*

Count the mangoes in both the plates and write in

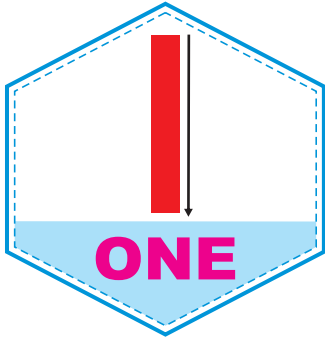


Say zero and write 0 :





NUMBER : ONE




Say **one** and write **1** :

	⋮	⋮	⋮	⋮	⋮	⋮
⋮	⋮	⋮	⋮	⋮	⋮	⋮
⋮	⋮	⋮	⋮	⋮	⋮	⋮

ONE	ONE	ONE	ONE	ONE
ONE	ONE	ONE	ONE	ONE
ONE	ONE	ONE	ONE	ONE



NUMBER : TWO



Say two and write 2 :

TWO	TWO	TWO	TWO	TWO
TWO	TWO	TWO	TWO	TWO
TWO	TWO	TWO	TWO	TWO



NUMBER : THREE




Say three and write 3 :

3	3	3	3	3	3	3
3	3	3	3	3	3	3
3	3	3	3	3	3	3

THREE	THREE	THREE	THREE	THREE
THREE	THREE	THREE	THREE	THREE
THREE	THREE	THREE	THREE	THREE



NUMBER : FOUR



Say four and write 4 :

FOUR	FOUR	FOUR	FOUR	FOUR
FOUR	FOUR	FOUR	FOUR	FOUR
FOUR	FOUR	FOUR	FOUR	FOUR



NUMBER : FIVE




Say five and write 5 :

FIVE	FIVE	FIVE	FIVE	FIVE
FIVE	FIVE	FIVE	FIVE	FIVE
FIVE	FIVE	FIVE	FIVE	FIVE



18

NUMBER : SIX



Say six and write 6 :

SIX	SIX	SIX	SIX	SIX
SIX	SIX	SIX	SIX	SIX
SIX	SIX	SIX	SIX	SIX



NUMBER : SEVEN



Say seven and write 7 :

SEVEN	SEVEN	SEVEN	SEVEN	SEVEN
SEVEN	SEVEN	SEVEN	SEVEN	SEVEN
SEVEN	SEVEN	SEVEN	SEVEN	SEVEN



NUMBER : EIGHT




Say eight and write 8 :

EIGHT	EIGHT	EIGHT	EIGHT	EIGHT
EIGHT	EIGHT	EIGHT	EIGHT	EIGHT
EIGHT	EIGHT	EIGHT	EIGHT	EIGHT



NUMBER : NINE



Say nine and write 9 :



WORKSHEET

Count and match the objects with their numbers and numbers name.

- 4
- 2
- 8
- 3
- 9
- 1
- 5
- 6
- 7



- five
- eight
- three
- four
- nine
- two
- six
- seven
- one

How many apples are there in the plate ? Can you count them for me ?





NUMBER : TEN

9 plus 1 makes 10 :

9 + 1 = 10

There are two digits in 10 .

1 stands for 1 tens.

0 stands for 0 ones.

Tens	Ones
1	0

Say ten and write 10 :


	10	10	10	10	10	10
10	10	10	10	10	10	10

TEN	TEN	TEN	TEN
TEN	TEN	TEN	TEN



23

FORWARD & BACKWARD COUNTING





WORKSHEET

Read the numbers written below in order :

1 5 10
3 4
8 7 6
9 2

Now write the forward counting :

1 [] [] [] []
[] [] [] [] 10

Now write the backward counting :

10 [] [] [] []
[] [] [] [] 1

PRACTICE 1 TO 10

Count forward and write in the blocks given below.
One is done for you. Do the rest.

4	5	6	7	8	9	10
5						
6						
7						
8						



Count backward and write :

7						
6						
5						
4						
3						





BEFORE AND AFTER



1 is before 2

2 is before 3

7 is before 8

9 is after 8

Write what comes before :

	2		4		1
	3		7		5
	9		8		10




Write what comes after :

1		3		5	
7		9		4	
8		2		0	



NUMBERS : 11 TO 20

Counting after eleven.





WORKSHEET

Fill in the missing numbers in the boxes :

	2			
			9	
11				
		18		

Match the numbers with their numbers name :

Eleven	13	17	Fifteen
Sixteen	16	14	Nineteen
Twenty	18	12	Seventeen
Thirteen	20	19	Twelve
Eighteen	11	15	Fourteen



NUMBERS : 21 TO 40

21	Twenty One	31	Thirty One
22	Twenty Two	32	Thirty Two
23	Twenty Three	33	Thirty Three
24	Twenty Four	34	Thirty Four
25	Twenty Five	35	Thirty Five
26	Twenty Six	36	Thirty Six
27	Twenty Seven	37	Thirty Seven
28	Twenty Eight	38	Thirty Eight
29	Twenty Nine	39	Thirty Nine
30	Thirty	40	Forty



NUMBERS : 41 TO 50

41	Forty One	46	Forty Six
42	Forty Two	47	Forty Seven
43	Forty Three	48	Forty Eight
44	Forty Four	49	Forty Nine
45	Forty Five	50	Fifty

Fill in the missing numbers in the boxes:

	2				6				10
	12			15			18		
21									
		33				37			
			44						50



NUMBERS : 51 TO 70

51	Fifty One	61	Sixty One
52	Fifty Two	62	Sixty Two
53	Fifty Three	63	Sixty Three
54	Fifty Four	64	Sixty Four
55	Fifty Five	65	Sixty Five
56	Fifty Six	66	Sixty Six
57	Fifty Seven	67	Sixty Seven
58	Fifty Eight	68	Sixty Eight
59	Fifty Nine	69	Sixty Nine
60	Sixty	70	Seventy



NUMBERS : 71 TO 90

71	Seventy One	81	Eighty One
72	Seventy Two	82	Eighty Two
73	Seventy Three	83	Eighty Three
74	Seventy Four	84	Eighty Four
75	Seventy Five	85	Eighty Five
76	Seventy Six	86	Eighty Six
77	Seventy Seven	87	Eighty Seven
78	Seventy Eight	88	Eighty Eight
79	Seventy Nine	89	Eighty Nine
80	Eighty	90	Ninety



NUMBERS : 91 TO 100

91	Ninety One	96	Ninety Six
92	Ninety Two	97	Ninety Seven
93	Ninety Three	98	Ninety Eight
94	Ninety Four	99	Ninety Nine
95	Ninety Five	100	One Hundred

Fill in the missing numbers in the boxes :

51				55					
	62		64				68		
									80
			84					89	
		93							100



NUMBERS : 1 TO 100

Count forward and write.

1									
11									
21									
31									
41									
51									
61									
71									
81									
91									



NUMBERS : 100 TO 1

Count backward and write.

100									
90									
80									
70									
60									
50									
40									
30									
20									
10									



ADDITION

There are 2 apples in the plate.



Add 3 more apples to the same plate.



There are five (5) apples in the plate now.
We say that 2 apples and 3 apples make 5 apples.
We write this as :

$$2 + 3 = 5$$

We say this as 2 plus 3 is equal to 5.

The (+) sign is for addition.

This (=) sign is to show the answer.



We add 1 and 1.

We write 1 and 1 is equal to 2 or $1 + 1 = 2$.



We add 2 and 3. We write 2 and 3 is equal to 5 or $2 + 3 = 5$













Now add :





WORKSHEET


Count the objects. Now write their number in the box :





	and		=	
<input type="text"/>	+	<input type="text"/>	=	<input type="text"/>
	and		=	
<input type="text"/>	+	<input type="text"/>	=	<input type="text"/>
	and		=	
<input type="text"/>	+	<input type="text"/>	=	<input type="text"/>
	and		=	
<input type="text"/>	+	<input type="text"/>	=	<input type="text"/>



WORKSHEET

Count and write the numbers in the box :


$$\boxed{2} + \boxed{4} = \boxed{6}$$

$$\boxed{} + \boxed{} = \boxed{}$$

$$\boxed{} + \boxed{} = \boxed{}$$

$$\boxed{} + \boxed{} = \boxed{}$$

$$\boxed{} + \boxed{} = \boxed{}$$

$$\boxed{} + \boxed{} = \boxed{}$$

ADDITION

Adding by drawing lines :

$$\begin{array}{r} 4 \quad | | | | \\ + 1 \quad | \\ \hline \end{array}$$

draw 4 lines for 4
draw 1 line for 1
Count the lines and write

5

Draw lines in front of each number. Count the lines and add :

$\begin{array}{r} 2 \\ + 4 \\ \hline \end{array}$	$\begin{array}{r} 4 \\ + 3 \\ \hline \end{array}$	$\begin{array}{r} 4 \\ + 2 \\ \hline \end{array}$	$\begin{array}{r} 3 \\ + 3 \\ \hline \end{array}$
$\begin{array}{r} 5 \\ + 4 \\ \hline \end{array}$	$\begin{array}{r} 7 \\ + 2 \\ \hline \end{array}$	$\begin{array}{r} 2 \\ + 4 \\ \hline \end{array}$	$\begin{array}{r} 5 \\ + 2 \\ \hline \end{array}$
$\begin{array}{r} 8 \\ + 1 \\ \hline \end{array}$	$\begin{array}{r} 4 \\ + 3 \\ \hline \end{array}$	$\begin{array}{r} 6 \\ + 3 \\ \hline \end{array}$	$\begin{array}{r} 5 \\ + 3 \\ \hline \end{array}$



WORKSHEET

Draw lines and add :

$\begin{array}{r} 3 \\ + 4 \\ \hline \end{array}$	$\begin{array}{r} 4 \\ + 3 \\ \hline \end{array}$	$\begin{array}{r} 2 \\ + 7 \\ \hline \end{array}$	$\begin{array}{r} 3 \\ + 5 \\ \hline \end{array}$
$\begin{array}{r} 2 \\ + 6 \\ \hline \end{array}$	$\begin{array}{r} 8 \\ + 1 \\ \hline \end{array}$	$\begin{array}{r} 2 \\ + 5 \\ \hline \end{array}$	$\begin{array}{r} 1 \\ + 7 \\ \hline \end{array}$
$\begin{array}{r} 3 \\ + 1 \\ \hline \end{array}$	$\begin{array}{r} 3 \\ + 3 \\ \hline \end{array}$	$\begin{array}{r} 6 \\ + 3 \\ \hline \end{array}$	$\begin{array}{r} 3 \\ + 2 \\ \hline \end{array}$
$\begin{array}{r} 4 \\ + 4 \\ \hline \end{array}$	$\begin{array}{r} 7 \\ + 2 \\ \hline \end{array}$	$\begin{array}{r} 4 \\ + 2 \\ \hline \end{array}$	$\begin{array}{r} 2 \\ + 4 \\ \hline \end{array}$



WORKSHEET








Draw lines and add.

4 $+ 6$ <input type="text"/>	6 $+ 5$ <input type="text"/>	6 $+ 7$ <input type="text"/>	4 $+ 3$ <input type="text"/>
8 $+ 4$ <input type="text"/>	6 $+ 6$ <input type="text"/>	3 $+ 9$ <input type="text"/>	8 $+ 5$ <input type="text"/>
6 $+ 1$ <input type="text"/>	3 $+ 1$ <input type="text"/>	8 $+ 3$ <input type="text"/>	9 $+ 2$ <input type="text"/>
7 $+ 4$ <input type="text"/>	4 $+ 2$ <input type="text"/>	2 $+ 2$ <input type="text"/>	5 $+ 3$ <input type="text"/>
5 $+ 6$ <input type="text"/>	7 $+ 4$ <input type="text"/>	3 $+ 4$ <input type="text"/>	4 $+ 2$ <input type="text"/>




ADDITION OF ZERO (0)

Adding '(0)' means adding nothing :


				
2	+	0	=	2
				
8	+	0	=	8
				
6	+	0	=	6
				
5	+	0	=	5

ADDITION


Count and add the objects. Write the numbers also. One is done for you. Do the rest.




$9 + 1 = 10$




$\square + \square = \square$



$\square + \square = \square$



$\square + \square = \square$



$\square + \square = \square$

ADDITION

Add by drawing lines as shown in the first column :

$$\begin{array}{|c|} \hline 4 \\ \hline \end{array} + \begin{array}{|c|} \hline 5 \\ \hline \end{array} = \begin{array}{|c|} \hline 9 \\ \hline \end{array}$$

Four vertical lines are drawn under the number 4, and five vertical lines are drawn under the number 5. The number 9 is written in the box, and nine vertical lines are drawn under it, representing the sum of 4 and 5.

$$\begin{array}{|c|} \hline 7 \\ \hline \end{array} + \begin{array}{|c|} \hline 8 \\ \hline \end{array} = \begin{array}{|c|} \hline \\ \hline \end{array}$$

$$\begin{array}{|c|} \hline 6 \\ \hline \end{array} + \begin{array}{|c|} \hline 5 \\ \hline \end{array} = \begin{array}{|c|} \hline \\ \hline \end{array}$$

$$\begin{array}{|c|} \hline 8 \\ \hline \end{array} + \begin{array}{|c|} \hline 9 \\ \hline \end{array} = \begin{array}{|c|} \hline \\ \hline \end{array}$$

$$\begin{array}{|c|} \hline 5 \\ \hline \end{array} + \begin{array}{|c|} \hline 7 \\ \hline \end{array} = \begin{array}{|c|} \hline \\ \hline \end{array}$$

$$\begin{array}{|c|} \hline 4 \\ \hline \end{array} + \begin{array}{|c|} \hline 9 \\ \hline \end{array} = \begin{array}{|c|} \hline \\ \hline \end{array}$$

$$\begin{array}{|c|} \hline 6 \\ \hline \end{array} + \begin{array}{|c|} \hline 7 \\ \hline \end{array} = \begin{array}{|c|} \hline \\ \hline \end{array}$$

$$\begin{array}{|c|} \hline 6 \\ \hline \end{array} + \begin{array}{|c|} \hline 6 \\ \hline \end{array} = \begin{array}{|c|} \hline \\ \hline \end{array}$$

$$\begin{array}{|c|} \hline 7 \\ \hline \end{array} + \begin{array}{|c|} \hline 3 \\ \hline \end{array} = \begin{array}{|c|} \hline \\ \hline \end{array}$$

$$\begin{array}{|c|} \hline 6 \\ \hline \end{array} + \begin{array}{|c|} \hline 9 \\ \hline \end{array} = \begin{array}{|c|} \hline \\ \hline \end{array}$$

$$\begin{array}{|c|} \hline 5 \\ \hline \end{array} + \begin{array}{|c|} \hline 8 \\ \hline \end{array} = \begin{array}{|c|} \hline \\ \hline \end{array}$$

$$\begin{array}{|c|} \hline 5 \\ \hline \end{array} + \begin{array}{|c|} \hline 9 \\ \hline \end{array} = \begin{array}{|c|} \hline \\ \hline \end{array}$$



WORKSHEET

Add by drawing lines as shown in the first column:

$$\begin{array}{|c|} \hline 4 \\ \hline \end{array} + \begin{array}{|c|} \hline 5 \\ \hline \end{array} = \begin{array}{|c|} \hline 9 \\ \hline \end{array}$$

Four vertical lines are drawn under the number 4, and five vertical lines are drawn under the number 5. The number 9 in the result box has nine vertical lines drawn under it.

$$\begin{array}{|c|} \hline 6 \\ \hline \end{array} + \begin{array}{|c|} \hline 7 \\ \hline \end{array} = \begin{array}{|c|} \hline \\ \hline \end{array}$$

$$\begin{array}{|c|} \hline 7 \\ \hline \end{array} + \begin{array}{|c|} \hline 2 \\ \hline \end{array} = \begin{array}{|c|} \hline \\ \hline \end{array}$$

$$\begin{array}{|c|} \hline 6 \\ \hline \end{array} + \begin{array}{|c|} \hline 4 \\ \hline \end{array} = \begin{array}{|c|} \hline \\ \hline \end{array}$$

$$\begin{array}{|c|} \hline 6 \\ \hline \end{array} + \begin{array}{|c|} \hline 3 \\ \hline \end{array} = \begin{array}{|c|} \hline \\ \hline \end{array}$$

$$\begin{array}{|c|} \hline 7 \\ \hline \end{array} + \begin{array}{|c|} \hline 3 \\ \hline \end{array} = \begin{array}{|c|} \hline \\ \hline \end{array}$$

$$\begin{array}{|c|} \hline 8 \\ \hline \end{array} + \begin{array}{|c|} \hline 5 \\ \hline \end{array} = \begin{array}{|c|} \hline \\ \hline \end{array}$$

$$\begin{array}{|c|} \hline 6 \\ \hline \end{array} + \begin{array}{|c|} \hline 9 \\ \hline \end{array} = \begin{array}{|c|} \hline \\ \hline \end{array}$$

$$\begin{array}{|c|} \hline 5 \\ \hline \end{array} + \begin{array}{|c|} \hline 7 \\ \hline \end{array} = \begin{array}{|c|} \hline \\ \hline \end{array}$$

$$\begin{array}{|c|} \hline 5 \\ \hline \end{array} + \begin{array}{|c|} \hline 3 \\ \hline \end{array} = \begin{array}{|c|} \hline \\ \hline \end{array}$$

$$\begin{array}{|c|} \hline 4 \\ \hline \end{array} + \begin{array}{|c|} \hline 9 \\ \hline \end{array} = \begin{array}{|c|} \hline \\ \hline \end{array}$$

$$\begin{array}{|c|} \hline 5 \\ \hline \end{array} + \begin{array}{|c|} \hline 6 \\ \hline \end{array} = \begin{array}{|c|} \hline \\ \hline \end{array}$$



WORKSHEET

Add and write in the boxes:

$3 + 0 = \boxed{}$

$2 + 5 = \boxed{}$

$5 + 3 = \boxed{}$

$3 + 0 = \boxed{}$

$6 + 2 = \boxed{}$

$8 + 1 = \boxed{}$

$3 + 5 = \boxed{}$

$5 + 4 = \boxed{}$

$4 + 0 = \boxed{}$

$2 + 7 = \boxed{}$

$4 + 3 = \boxed{}$

$4 + 0 = \boxed{}$

$3 + 2 = \boxed{}$

$5 + 2 = \boxed{}$

$7 + 2 = \boxed{}$

$4 + 2 = \boxed{}$

$2 + 0 = \boxed{}$

$2 + 6 = \boxed{}$

$1 + 7 = \boxed{}$

$7 + 2 = \boxed{}$



SUBTRACTION

Count how many children are sitting in the class ?



The number of students is 6.



2 Students have gone. Now the number of children is 4.

So, we say, when 2 is taken away from 6, we get 4.

We can also say, 6 minus 2 is equal to 4.

We write it as : $6 - 2 = 4$

The (-) sign is for subtraction.

The (=) sign is to show the answer.

SUBTRACTION

A boy had 3 pencils.
He gave 2 to his



went
away



=



6

-

3

=

3

We subtract 3 from 6.


We write, 6 minus 3 is equal to 3, or $6 - 3 = 3$.



eaten
away



=



7

-

2


=





WORKSHEET

See the objects and write their numbers in the boxes :

 <input type="text" value="5"/>	-	 <input type="text" value="1"/>	=	 <input type="text" value="4"/>
 <input type="text"/>	-	 <input type="text"/>	=	 <input type="text"/>
 <input type="text"/>	-	 <input type="text"/>	=	 <input type="text"/>
 <input type="text"/>	-	 <input type="text"/>	=	 <input type="text"/>
 <input type="text"/>	-	 <input type="text"/>	=	 <input type="text"/>



WORKSHEET


Count the total objects, number of objects crossed out and the remaining objects. Then fill in the boxes.


$$\begin{array}{r} 8 \\ - 2 \\ \hline \end{array}$$
$$\begin{array}{r} 4 \\ - 1 \\ \hline \end{array}$$
$$\begin{array}{r} 5 \\ - 4 \\ \hline \end{array}$$
$$\begin{array}{r} 8 \\ - 6 \\ \hline \end{array}$$
$$\begin{array}{r} 6 \\ - 2 \\ \hline \end{array}$$
$$\begin{array}{r} 5 \\ - 3 \\ \hline \end{array}$$


SUBTRACTION

Subtract by crossing lines as shown.

$$\begin{array}{r} 7 \\ - 3 \\ \hline 4 \end{array}$$

 *draw 7 lines for 7*

 *cross out 3 lines for 3*

 *count remaining lines*

Draw lines in front of the numbers. Then cross the lines and count the remaining .

$\begin{array}{r} 6 \\ - 3 \\ \hline \end{array}$	$\begin{array}{r} 9 \\ - 4 \\ \hline \end{array}$	$\begin{array}{r} 6 \\ - 2 \\ \hline \end{array}$
$\begin{array}{r} 2 \\ - 2 \\ \hline \end{array}$	$\begin{array}{r} 6 \\ - 2 \\ \hline \end{array}$	$\begin{array}{r} 5 \\ - 3 \\ \hline \end{array}$
$\begin{array}{r} 9 \\ - 3 \\ \hline \end{array}$	$\begin{array}{r} 8 \\ - 7 \\ \hline \end{array}$	$\begin{array}{r} 9 \\ - 5 \\ \hline \end{array}$



WORKSHEET

Subtract.

$$\begin{array}{r} 7 \\ - 3 \\ \hline \end{array}$$

$$\begin{array}{r} 7 \\ - 2 \\ \hline \end{array}$$

$$\begin{array}{r} 8 \\ - 5 \\ \hline \end{array}$$

$$\begin{array}{r} 4 \\ - 2 \\ \hline \end{array}$$

$$\begin{array}{r} 6 \\ - 3 \\ \hline \end{array}$$

$$\begin{array}{r} 9 \\ - 4 \\ \hline \end{array}$$

$$\begin{array}{r} 9 \\ - 5 \\ \hline \end{array}$$

$$\begin{array}{r} 7 \\ - 6 \\ \hline \end{array}$$

$$\begin{array}{r} 6 \\ - 1 \\ \hline \end{array}$$

$$\begin{array}{r} 8 \\ - 6 \\ \hline \end{array}$$

$$\begin{array}{r} 8 \\ - 3 \\ \hline \end{array}$$

$$\begin{array}{r} 9 \\ - 7 \\ \hline \end{array}$$

$$\begin{array}{r} 5 \\ - 2 \\ \hline \end{array}$$

$$\begin{array}{r} 8 \\ - 6 \\ \hline \end{array}$$

$$\begin{array}{r} 9 \\ - 5 \\ \hline \end{array}$$



WORKSHEET

Subtract.

$$\begin{array}{r} 7 \\ - 3 \\ \hline \end{array}$$

$$\begin{array}{r} 8 \\ - 2 \\ \hline \end{array}$$

$$\begin{array}{r} 9 \\ - 7 \\ \hline \end{array}$$

$$\begin{array}{r} 8 \\ - 1 \\ \hline \end{array}$$

$$\begin{array}{r} 7 \\ - 4 \\ \hline \end{array}$$

$$\begin{array}{r} 9 \\ - 4 \\ \hline \end{array}$$

$$\begin{array}{r} 9 \\ - 3 \\ \hline \end{array}$$

$$\begin{array}{r} 8 \\ - 3 \\ \hline \end{array}$$

$$\begin{array}{r} 5 \\ - 2 \\ \hline \end{array}$$







$$\begin{array}{r} 8 \\ - 4 \\ \hline \end{array}$$

$$\begin{array}{r} 4 \\ - 3 \\ \hline \end{array}$$

$$\begin{array}{r} 8 \\ - 6 \\ \hline \end{array}$$

SUBTRACTION OF ZERO















Subtracting '0' means subtracting nothing :

	$-$	
<div style="border: 1px solid black; padding: 5px; display: inline-block;">5</div>	<div style="border: 1px solid black; padding: 5px; display: inline-block;">0</div>	<div style="border: 1px solid black; padding: 5px; display: inline-block;">5</div>
	$-$	
<div style="border: 1px solid black; padding: 5px; display: inline-block;">4</div>	<div style="border: 1px solid black; padding: 5px; display: inline-block;">0</div>	<div style="border: 1px solid black; padding: 5px; display: inline-block;">4</div>
	$-$	
<div style="border: 1px solid black; padding: 5px; display: inline-block;">8</div>	<div style="border: 1px solid black; padding: 5px; display: inline-block;">0</div>	<div style="border: 1px solid black; padding: 5px; display: inline-block;">8</div>



WORKSHEET

Count, subtract and then write.

			$10 - 3 = 7$
			$\square - \square = \square$
		0	$\square - \square = \square$
			$\square - \square = \square$
			$\square - \square = \square$

SUBTRACTION

Subtract the following as shown.

$18 - 3 = 15$



$17 - 5 = \square$



$13 - 0 = \square$



$16 - 1 = \square$



$16 - 5 = \square$



$19 - 7 = \square$



$4 - 2 = \square$



$12 - 0 = \square$



$15 - 0 = \square$



$15 - 3 = \square$



$19 - 8 = \square$



$19 - 9 = \square$





WORKSHEET

Subtract as shown below.

$18 - 5 = 13$



$17 - 0 = \square$



$13 - 6 = \square$



$16 - 9 = \square$



$16 - 5 = \square$



$19 - 8 = \square$



$4 - 2 = \square$



$10 - 6 = \square$



$11 - 4 = \square$



$15 - 8 = \square$



$16 - 8 = \square$



$19 - 9 = \square$





WORKSHEET

$$7 - 3 = \square$$

$$7 - 5 = \square$$

$$8 - 5 = \square$$

$$4 - 2 = \square$$

$$6 - 3 = \square$$

$$9 - 4 = \square$$

$$9 - 5 = \square$$

$$5 - 3 = \square$$

$$6 - 4 = \square$$

$$8 - 6 = \square$$

$$8 - 3 = \square$$

$$9 - 7 = \square$$

$$5 - 2 = \square$$

$$8 - 7 = \square$$



CLOCK

Write the missing numbers in the clock.

This is a clock.
The longer hand of the clock tells us the minutes.
The shorter hand of the clock tells us the hours.



Check the time in the clocks given below :



2 o'clock



7 o'clock



8 o'clock

Now fill the correct time :



__ o'clock



__ o'clock



__ o'clock



MULTIPLICATION

Consider 4 groups of 2 balloons each :



How many balloons are there in all ?

$$2 + 2 + 2 + 2 = 8$$

So, 2 taken 4 times = $2 + 2 + 2 + 2 = 8$

We can say that 2 multiplied by 4 is equal to 8.

$$2 \times 4 = 8$$

Multiplication is the repeated addition of equal numbers. 'x' is the symbol of multiplication.

How many balls are there altogether ?



$$\bigcirc + \bigcirc + \bigcirc = \bigcirc$$

$$4 \times 3 = \square$$

How many toys are there altogether ?



$$\bigcirc + \bigcirc + \bigcirc + \bigcirc = \bigcirc$$

$$2 \times 4 = \square$$

Write the following addition facts as multiplication facts :



$3 + 3 + 3 + 3 + 3 = 15$
 $3 \times 5 = 15$
 3 fives are 15



$7 + 7 + 7 + 7 = \square$
 $7 \times 4 = \square$
 7 fours are \square



$4 + 4 + 4 + 4 + 4 = \square$
 $4 \times 5 = \square$
 4 fives are \square



$9 + 9 + 9 = \square$
 $9 \times 3 = \square$
 9 threes are \square



$5 + 5 + 5 = \square$
 $5 \times 3 = \square$
 5 threes are \square



$10 + 10 = \square$
 $10 \times 2 = \square$
 10 twos are \square

MULTIPLY

$2 \times 5 = \square$

$2 \times 3 = \square$

$3 \times 8 = \square$

$2 \times 9 = \square$

$5 \times 8 = \square$

$1 \times 6 = \square$

$4 \times 9 = \square$

$2 \times 6 = \square$

$3 \times 8 = \square$

$1 \times 9 = \square$

$5 \times 7 = \square$

$4 \times 7 = \square$

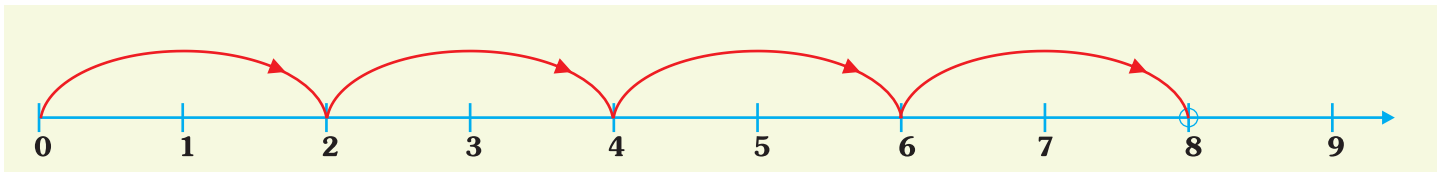
$1 \times 4 = \square$

$2 \times 6 = \square$

MULTIPLICATION ON NUMBER LINE

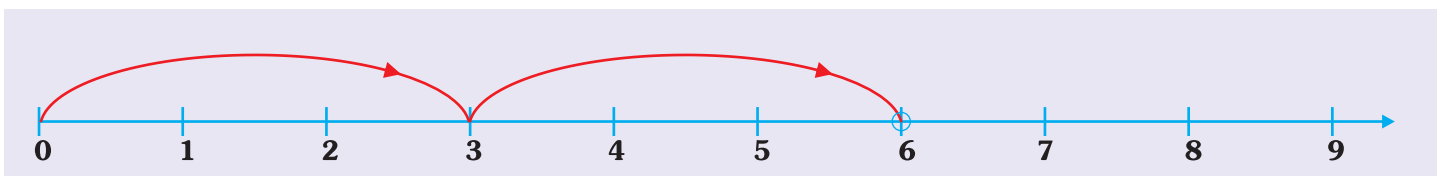
We can multiply the numbers by skip counting on number line.

Let us multiply 2 by 4.

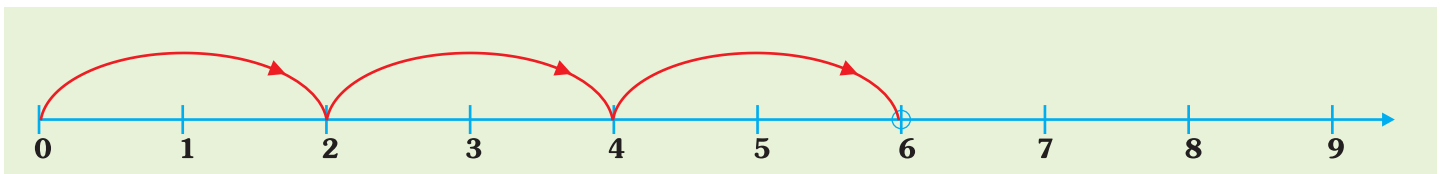


We arrive at 8. So, $2 \times 4 = 8$.

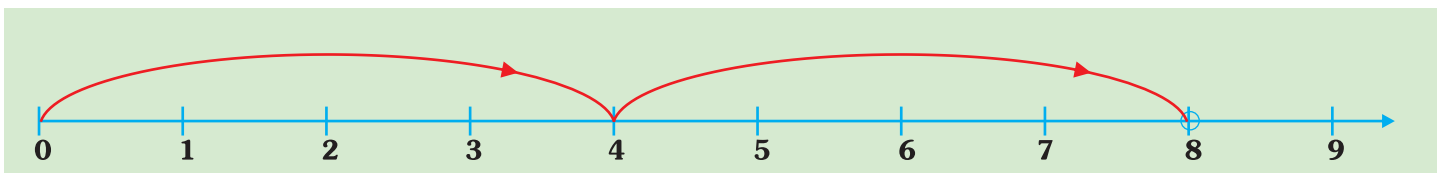
Now, fill in the boxes :



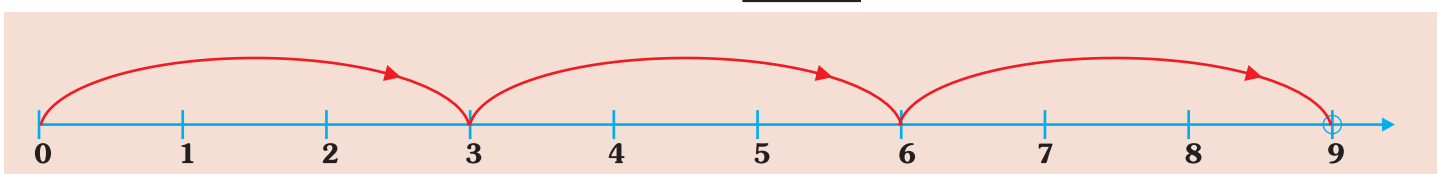
$$3 \times 2 = \square$$



$$2 \times 3 = \square$$



$$4 \times 2 = \square$$



$$3 \times 3 = \square$$

MULTIPLICATION

Multiply the following :

$$\begin{array}{r} 3 \\ \times 2 \\ \hline \end{array}$$

$$\begin{array}{r} 8 \\ \times 3 \\ \hline \end{array}$$

$$\begin{array}{r} 6 \\ \times 6 \\ \hline \end{array}$$

$$\begin{array}{r} 4 \\ \times 6 \\ \hline \end{array}$$

$$\begin{array}{r} 4 \\ \times 4 \\ \hline \end{array}$$

$$\begin{array}{r} 5 \\ \times 2 \\ \hline \end{array}$$

$$\begin{array}{r} 2 \\ \times 6 \\ \hline \end{array}$$

$$\begin{array}{r} 1 \\ \times 1 \\ \hline \end{array}$$

$$\begin{array}{r} 6 \\ \times 3 \\ \hline \end{array}$$

$$\begin{array}{r} 2 \\ \times 8 \\ \hline \end{array}$$

$$\begin{array}{r} 5 \\ \times 6 \\ \hline \end{array}$$

$$\begin{array}{r} 1 \\ \times 9 \\ \hline \end{array}$$

$$\begin{array}{r} 1 \\ \times 9 \\ \hline \end{array}$$

$$\begin{array}{r} 4 \\ \times 3 \\ \hline \end{array}$$

$$\begin{array}{r} 2 \\ \times 5 \\ \hline \end{array}$$

$$\begin{array}{r} 1 \\ \times 5 \\ \hline \end{array}$$

$$\begin{array}{r} 2 \\ \times 8 \\ \hline \end{array}$$

$$\begin{array}{r} 5 \\ \times 1 \\ \hline \end{array}$$

$$\begin{array}{r} 3 \\ \times 7 \\ \hline \end{array}$$

$$\begin{array}{r} 1 \\ \times 8 \\ \hline \end{array}$$



WORKSHEET

Multiply the following :

$$\begin{array}{r} 6 \\ \times 4 \\ \hline \end{array}$$

$$\begin{array}{r} 4 \\ \times 2 \\ \hline \end{array}$$

$$\begin{array}{r} 3 \\ \times 3 \\ \hline \end{array}$$

$$\begin{array}{r} 3 \\ \times 5 \\ \hline \end{array}$$

$$\begin{array}{r} 3 \\ \times 2 \\ \hline \end{array}$$

$$\begin{array}{r} 1 \\ \times 4 \\ \hline \end{array}$$

$$\begin{array}{r} 5 \\ \times 5 \\ \hline \end{array}$$

$$\begin{array}{r} 2 \\ \times 9 \\ \hline \end{array}$$

$$\begin{array}{r} 2 \\ \times 8 \\ \hline \end{array}$$

$$\begin{array}{r} 3 \\ \times 8 \\ \hline \end{array}$$

$$\begin{array}{r} 4 \\ \times 7 \\ \hline \end{array}$$

$$\begin{array}{r} 5 \\ \times 6 \\ \hline \end{array}$$

$$\begin{array}{r} 8 \\ \times 2 \\ \hline \end{array}$$

$$\begin{array}{r} 4 \\ \times 3 \\ \hline \end{array}$$

$$\begin{array}{r} 5 \\ \times 4 \\ \hline \end{array}$$

$$\begin{array}{r} 2 \\ \times 5 \\ \hline \end{array}$$

$$\begin{array}{r} 3 \\ \times 9 \\ \hline \end{array}$$

$$\begin{array}{r} 2 \\ \times 4 \\ \hline \end{array}$$

$$\begin{array}{r} 5 \\ \times 8 \\ \hline \end{array}$$

$$\begin{array}{r} 2 \\ \times 2 \\ \hline \end{array}$$

We buy and sell different kind of things with the help of coins and notes.

COINS



1 Rupee



2 Rupees



5 Rupees



10 Rupees

NOTES



10 Rupees (₹10)



20 Rupees (₹20)



50 Rupees (₹50)



100 Rupees (₹100)



200 Rupees (₹200)



500 Rupees (₹500)

Look at the cost of different items and add the price of two.



₹ 10



₹ 2



₹ 4



₹ 3



₹ 8



₹ 5

1. 1 note book and 1 eraser = ₹ _____
2. 1 pen and 1 sharpener = ₹ _____
3. 1 bat and 1 ball = ₹ _____
4. 1 pen and 1 notebook = ₹ _____
5. 1 ball and 1 eraser = ₹ _____
6. 1 bat and 1 notebook = ₹ _____
7. 1 pen and 1 ball = ₹ _____
8. 1 notebook and 1 ball = ₹ _____

TABLE



Table of 2

2	one is	02
2	twos are	04
2	threes are	06
2	fours are	08
2	fives are	10
2	sixes are	12
2	sevens are	14
2	eights are	16
2	nines are	18
2	tens are	20

Write like this

2	x	1	=	02
2	x	2	=	04
2	x	3	=	06
2	x	4	=	08
2	x	5	=	10
2	x	6	=	12
2	x	7	=	14
2	x	8	=	16
2	x	9	=	18
2	x	10	=	20



Table of 3

3	x	1	=	03
3	x	2	=	06
3	x	3	=	09
3	x	4	=	12
3	x	5	=	15
3	x	6	=	18
3	x	7	=	21
3	x	8	=	24
3	x	9	=	27
3	x	10	=	30

Table of 4

4	x	1	=	04
4	x	2	=	08
4	x	3	=	12
4	x	4	=	16
4	x	5	=	20
4	x	6	=	24
4	x	7	=	28
4	x	8	=	32
4	x	9	=	36
4	x	10	=	40



Table of 5

5	x	1	=	05
5	x	2	=	10
5	x	3	=	15
5	x	4	=	20
5	x	5	=	25
5	x	6	=	30
5	x	7	=	35
5	x	8	=	40
5	x	9	=	45
5	x	10	=	50

Table of 6

6	x	1	=	06
6	x	2	=	12
6	x	3	=	18
6	x	4	=	24
6	x	5	=	30
6	x	6	=	36
6	x	7	=	42
6	x	8	=	48
6	x	9	=	54
6	x	10	=	60



Table of 7

7	x	1	=	07
7	x	2	=	14
7	x	3	=	21
7	x	4	=	28
7	x	5	=	35
7	x	6	=	42
7	x	7	=	49
7	x	8	=	56
7	x	9	=	63
7	x	10	=	70

Table of 8

8	x	1	=	08
8	x	2	=	16
8	x	3	=	24
8	x	4	=	32
8	x	5	=	40
8	x	6	=	48
8	x	7	=	56
8	x	8	=	64
8	x	9	=	72
8	x	10	=	80

